



Release Note

Software Version: 1.6.3

Models: X5S/X6

Date: 2018-08-22



1 New Features

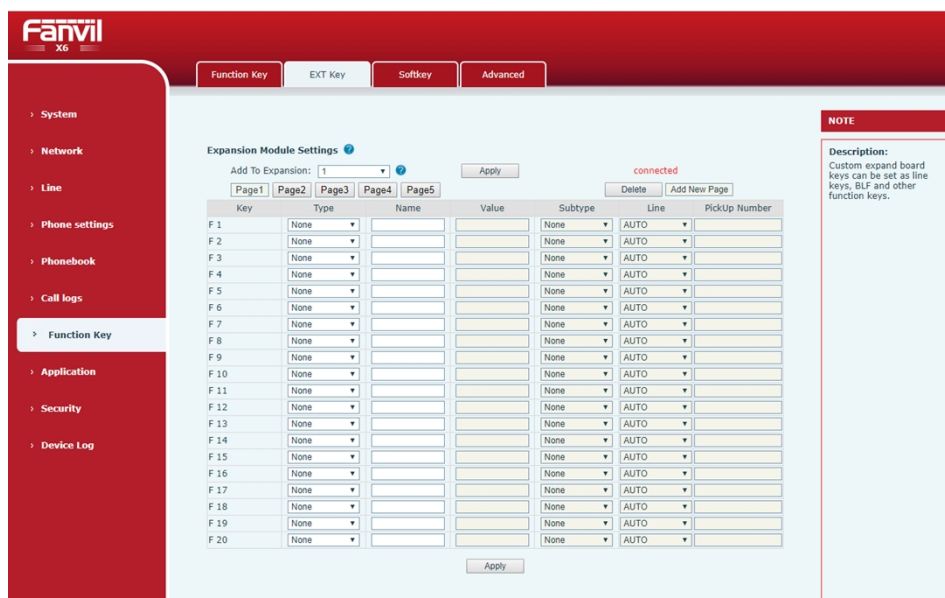
1. Support Expansion board.
2. Support custom DSSkey icon (X6) .
3. Added Wi-Fi dongle (RTL8812AU)

2 New Features Descriptions

1. Support Expansion board

Description: Connect the extension board on the phone. After the code connection is successful, you can configure the extension board and subscribe the BLF in batches .

Web page configuration:

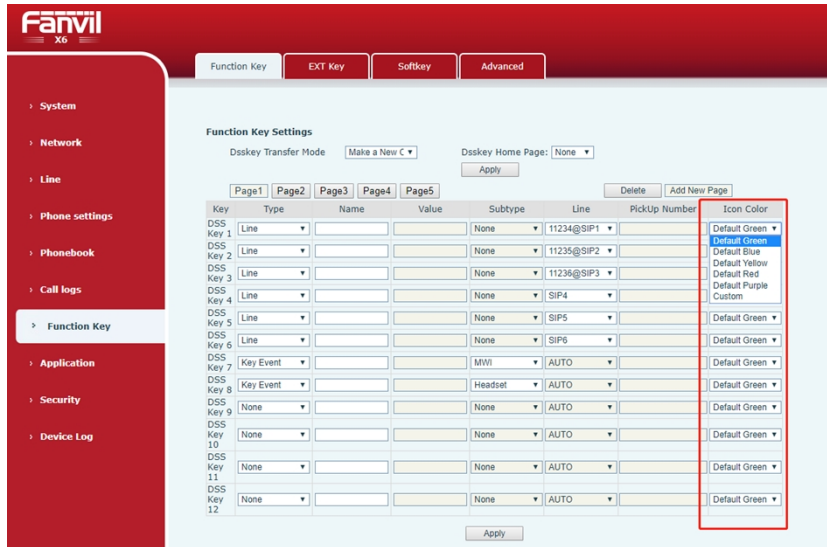


The screenshot shows the Fanvil X6 web interface. The top navigation bar includes tabs for Function Key, EXT Key, Softkey, and Advanced. The sidebar menu on the left lists various settings categories, with 'Function Key' selected. The main content area is titled 'Expansion Module Settings' and features a table for configuring expansion modules. The table has columns for Key, Type, Name, Value, Subtype, Line, and Pickup Number. A 'NOTE' box on the right states: 'Description: Custom expand board keys can be set as line keys, BLF and other function keys.'

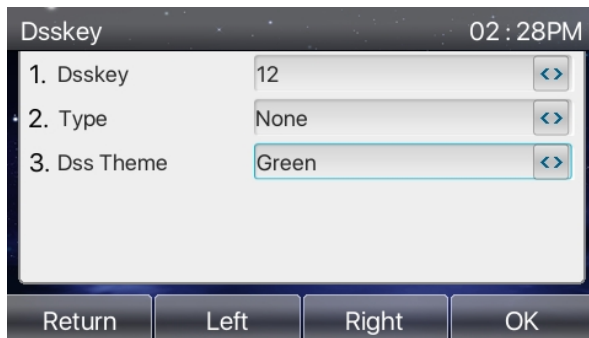
Key	Type	Name	Value	Subtype	Line	PickUp Number
F 1	None			None	AUTO	
F 2	None			None	AUTO	
F 3	None			None	AUTO	
F 4	None			None	AUTO	
F 5	None			None	AUTO	
F 6	None			None	AUTO	
F 7	None			None	AUTO	
F 8	None			None	AUTO	
F 9	None			None	AUTO	
F 10	None			None	AUTO	
F 11	None			None	AUTO	
F 12	None			None	AUTO	
F 13	None			None	AUTO	
F 14	None			None	AUTO	
F 15	None			None	AUTO	
F 16	None			None	AUTO	
F 17	None			None	AUTO	
F 18	None			None	AUTO	
F 19	None			None	AUTO	
F 20	None			None	AUTO	

2. Support custom DSSkey icon

Description: The phone has five different color dsskey ICONS built in and supports custom dsskey ICONS. Users can set icon colors on the phone's web page and LCD.



The phone length press dsskey to enter the settings.



Refer to the instructions:

http://download.fanvil.com/Firmware/Release/document/X6_DSSKey

[Icon Color Switch Instructions.pdf](#)