



Release Note

Software Version: 1.12.2

Models: X5S/X6/X210/X210i/X7/X7C

Date: 2019-07-26



1 New Features

1. Added the function of Screen saver of the sub screen
2. Added the function of joining and leaving the multicast manually
3. Added the function of converting the SIP calls to multicast
4. Improved the function of multicast channel configuration
5. Added the function of Call Completion and Auto Redial
6. Encryption authentication of WPA2-Enterprise by Wi-Fi
7. Added the function of Phone synchronizes mobile contacts via Bluetooth

2 Optimization

1. Optimized the function of SIP Hotspot.
2. Optimized the interface of LCD screen saver.
3. Optimized the display of X5S/X6 Phone Transfer Interface.
4. Optimized the function of alert-info: It can classify caller numbers and give ringing hints.
5. Optimized the function of Prefix Key and support sequential input of prefix + BLF and then send the number together.
6. Optimized the function of sending and receiving SMS messages through P2P.
7. Optimized the problem of slow dialing when there are too many call records.
8. Optimized the function of Return key which means call ending in a call.
9. Optimized the configuration of LAN VLAN Mode to disable.
10. Optimized the UI interface of X7 IP phone.

3 Bug Fixes

1. Fixed the issue that Hebrew is incorrect in part of the interface of the web page of X7 IP phone.
2. Fixed the issue of the slow download of LDAP Phone Book.
3. Fixed the issue that there is no sound when adjusting volume and removing handle in hands-free mode.
4. Fixed some abnormal problems caused by the compatibility of SIP on some servers.
5. Fixed the issue that the contact name isn't displayed on the screen in an IP call.
6. Fixed the issue that DTMF cannot be sent after the conference calls.
7. Fixed the issue that causes the phone abnormality when CDP fails to parse in certain situations.
8. Fixed the issue of the abnormal status of LED caused by the subscription of BLF on some servers.
9. Fixed the issue that the phone will still play the hang-up tone when setting the automatic hang-up time as 0.
10. Fixed the abnormality of registration caused by STUN compatibility on 3CX servers.
11. Fixed the issue that some keys will not be displayed when keys are pressed quickly.
12. Fixed the issue that IP is not available through VLAN in some cases.
13. Fixed the issue that AutoAnswerTone does not work for the auto answer.

4 New Feature Descriptions

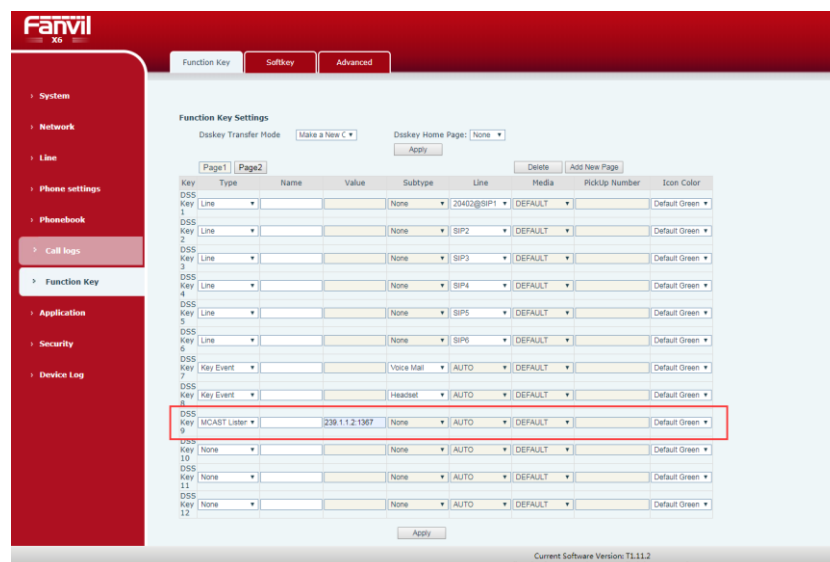
1. Added the function of joining and leaving multicast manually.

Description: You can go to the web page >Function Key to set the key as MCAST Listening Key and configure the multicast address and the port.

When the phone is standby, press the key you configured. If the multicast is available (key LED shows green), the phone connects and plays the multicast audio, then the key LED shows red; if the multicast is not available (key LED is off), the phone will play the prompt sound after pressing the key, indicating that it is not operable.

Press the function key again, and the phone will stop multicast and return to the status of standby.

Web page:



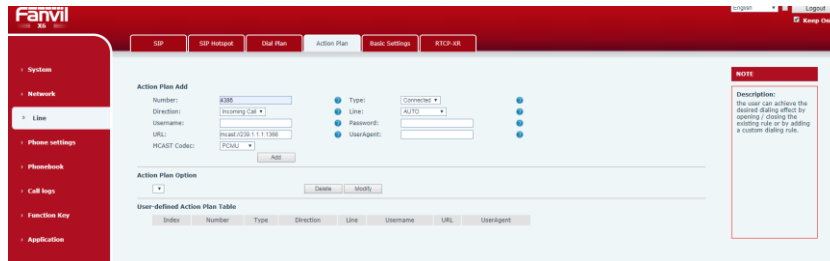
2. Added the function of converting SIP calls to multicast.

Description: Convert SIP calls to multicast.

Go to the web page > Action Plan, the URL is configured as mcast://ip:port, where IP is the multicast IP address and port is the multicast port. Configure

number rule in **Number**. Choose incoming calls in **Direction**, and select the corresponding line.

Web page:



3. Improved multicast to support the multicast channel configuration

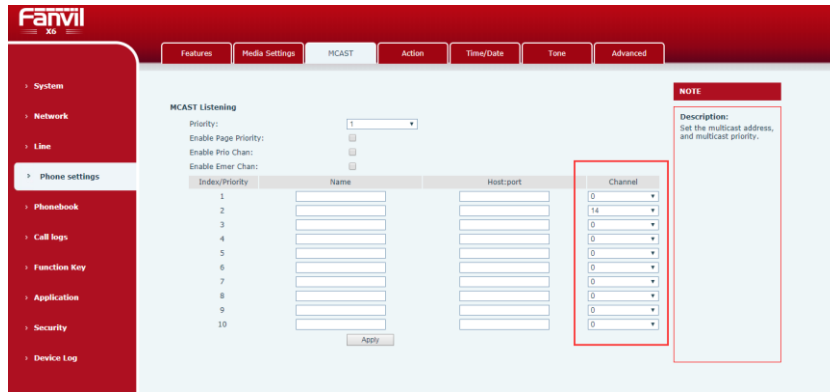
Description: Add multicast channel configuration, compatible with the paging functions of Polycom and other mobile phones.

Only the same channels can multicast be performed. When configuring the multicast function key, set the format as IP: port: channel, such as 224.1.1.55: 34567: 2.

When the channel value is 0, the group broadcasts will send the RTP protocol packet. When channel value is 1 to 25, send the paging protocol packet. Change the channel value to the default RTP protocol packet when it is another invalid value.

Channel 24 is the priority channel and channel 25 is the emergency channel. After the priority of channel and emergency are enabled on the web page, such as channel 0, 1, 2, 24, 25, the priority of channel is: 25> 24 >1=2 (0 has no channel priority but only channel priority).

Web page:



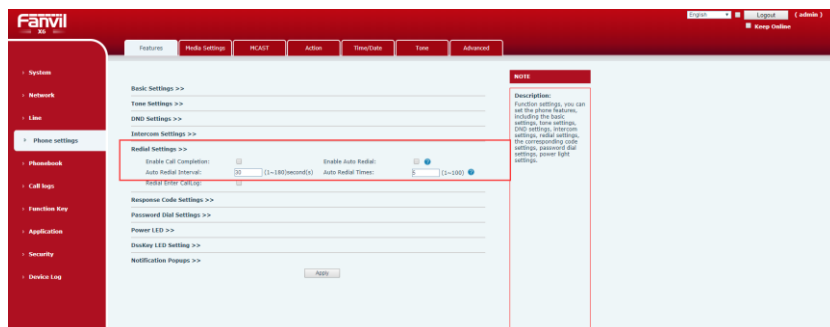
4. Added the function of Call Completion and Auto Redial.

Description: Call Completion and Auto Redial Function.

Call Completion: check "Call Completion" and call a certain number. If the opposite end is busy (reply 486), the softkey will display the call completion option in the interface of hang up, and click "call completion softkey". When the opposite end is in idle state, the call will prompt you to dial XXX (opposite end number) after the call is completed, and click to confirm the automatic call to the opposite end. Call Completion requires the server to support subscription number function.

Auto redial: choose Auto Redial, set up automatic redial interval and the number of automatic redial, a phone call number. When the opposite end is busy (reply 486), choose Automatic Redial after cut down the softkey in the interface, the phone will make the call automatically at the setting regular interval after hanging up and stop when reaching the set number of calls.

Web page:



Fanvil Technology Co., Ltd

Add: Level 3, Block A, Gaoxinqi Building, Anhua Industrial Park, Qianjin 1 Road, 35th District, Bao'An, Shenzhen, 518101 P.R.
Tel: +86-755-2640-2199 Fax: +86-755-2640-2618 Email: support@fanvil.com www.fanvil.com

5. Phone synchronizes mobile contacts via Bluetooth

Description: Added support for synchronizing phone contacts when the phone is connected to Bluetooth.

- 1) After pairing Bluetooth and mobile phone, LCD prompts whether to synchronize phone book, and the choice is to synchronize mobile phone contacts.
- 2) Enter Menu >> Phonebook >> Mobile Contacts to view the phone contact, press the number key to enter the contact search interface.
- 3) The contact on the mobile phone has been updated. You can download the list of the contact person from the mobile phone to synchronize through the Update key.
- 4) You can view the details with the Option key and add contacts to local contacts or black or white list on your phone.
- 5) Adding and deleting mobile contacts is not supported on the device side.

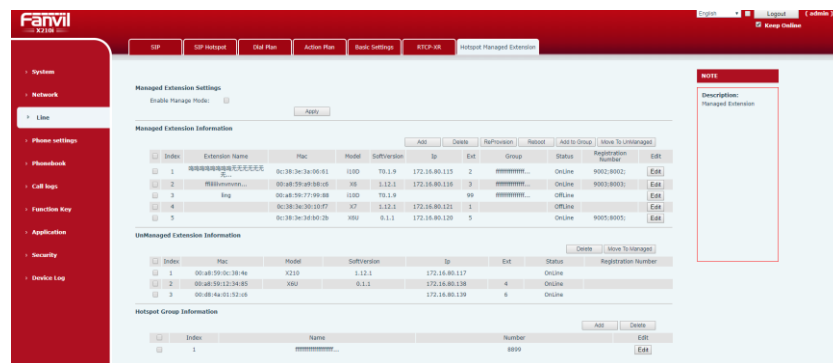
5 Optimized function description

1. Optimized the function of SIP Hotspot.

Description:

New lines can be configured with extension and outside ring mode before registration.

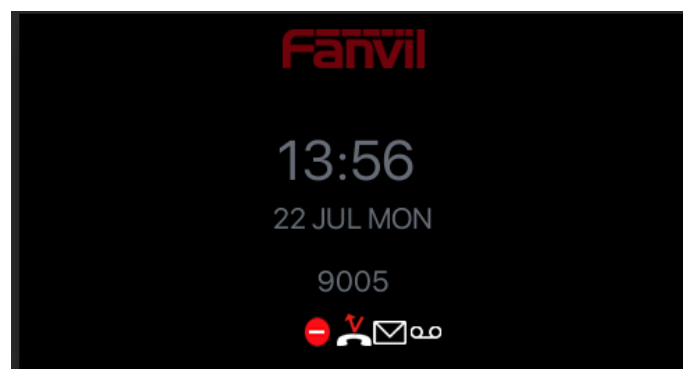
X210i also has a new hot extension management configuration, which can batch manage the extensions, such as the restart, upgrade and other functions of extensions. Web configuration as shown in the figure:



2. Optimized the interface of LCD screen saver.

Description:

Add event status icons under the screen saver state of LCD, including DND, missed call, unread SMS, unread voice message, and network disconnect event icons, as shown in the figure below:



3. Optimized the function of alert-info: It can classify caller numbers and give ringing hints.

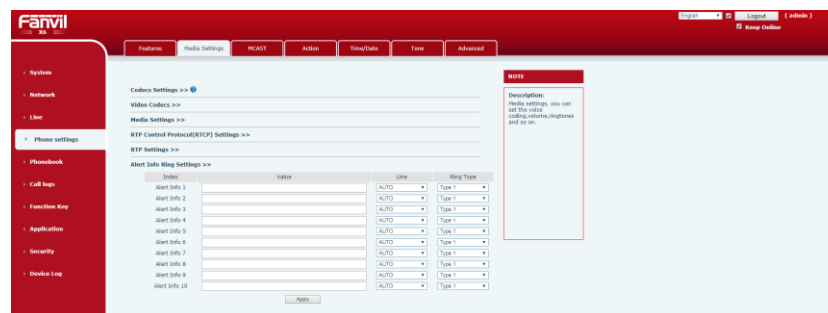
Description:

Support the match of local number rules for calling numbers, and then use the specified ringtone to ring. In the value of the Alert Info Ring Settings module (enter all rules with "{ }" to distinguish the original function). Fill in the rule below, select Ring Type in Ring Type, the local rules will match the calling number, and then ring with the specified ring. Add a Line field on the Alert Info Ring Settings page to choose the line.

The rules match as follows:

- 1) x -- Match with any bit
- 2) [] -- The range of specified digits which could be a range or the digits of a list.
- 3) . -- Match any length, including the null.

Web configuration is shown in the figure below:



4. Optimized the function of PrefixKey that supports prefix + BLF sequential input and then send the number together.

Description:

New function key- prefix key+ BLF/Presence/SpeedDial rules. Press function key- prefix key and then press BLF/Presence/SpeedDial and immediately dial out the combined prefix value and BLF/Presence/SpeedDial value.

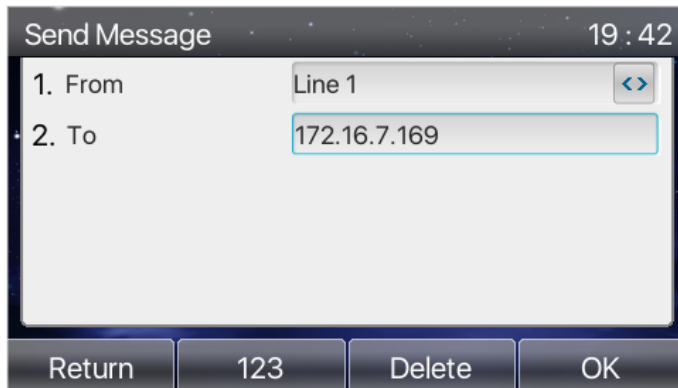
5. Optimized the function of sending and receiving SMS messages

Fanvil Technology Co., Ltd

Add: Level 3, Block A, Gaoxinqi Building, Anhua Industrial Park, Qianjin 1 Road, 35th District, Bao'An, Shenzhen, 518101 P.R.
 Tel: +86-755-2640-2199 Fax: +86-755-2640-2618 Email: support@fanvil.com www.fanvil.com

through P2P.

Description: Add the sending and receiving of point-to-point SMS. When IP is filled in the sending input box, make sure to use the phone's IP to send SMS directly. Only IP is used to send SMS messages no matter there is a registered route or a selected route or not.



6. Optimized the function of Return key which means call ending in a call.

Description: Optimized the Return button. Press of Return button in the dial interface, outgoing interface and call interface will hang up the current call path.

Key schematic diagram:



Fanvil Technology Co., Ltd

Add: Level 3, Block A, Gaoxinqi Building, Anhua Industrial Park, Qianjin 1 Road, 35th District, Bao'An, Shenzhen, 518101 P.R.
Tel: +86-755-2640-2199 Fax: +86-755-2640-2618 Email: support@fanvil.com www.fanvil.com